

View a Dwelling Fire Policy

PolicyCenter

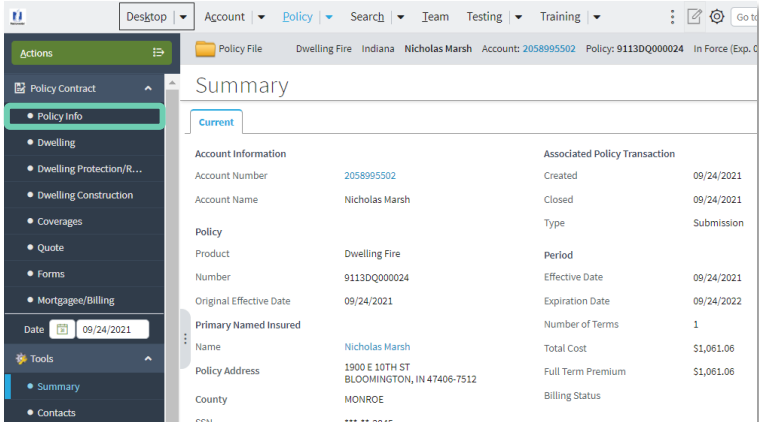


Description:

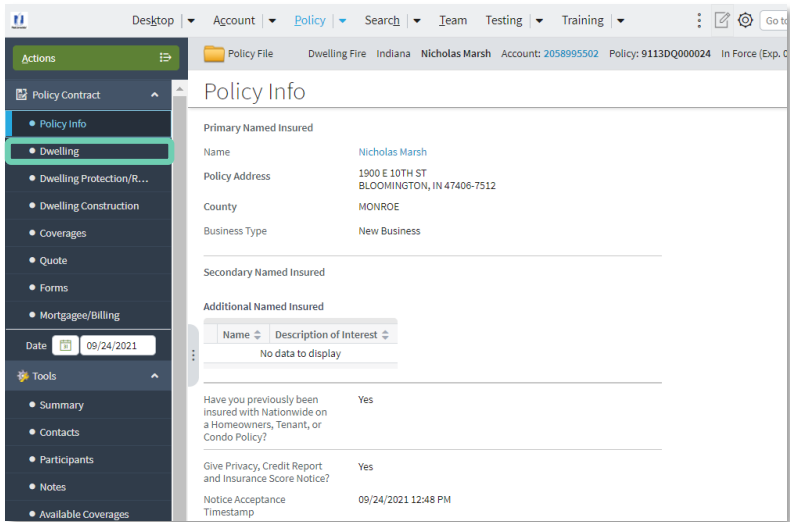
This job aid describes how to view a Dwelling Fire policy.

To view the policy details, you will need to search for the policy, either in PolicyCenter or in another system. Once the policy is located, click the policy link to open the policy. The policy will open to the *Summary* screen.

Step 1

Action	Screen
<p>On the left side of the PolicyCenter screens, the various screen links are listed for your ease of navigation.</p> <p>You may click on a screen link, at any time, to jump to a new section of the policy.</p> <p>In this job aid, we will step through the property policy screens in order.</p> <ul style="list-style-type: none"> Click the Policy Info link. 	

Step 2

Action	Screen
<p>The <i>Policy Info</i> screen is where specific details regarding the current policy are found.</p> <ul style="list-style-type: none"> Click the Dwelling link. 	

Job Aid Process (Cont.) :

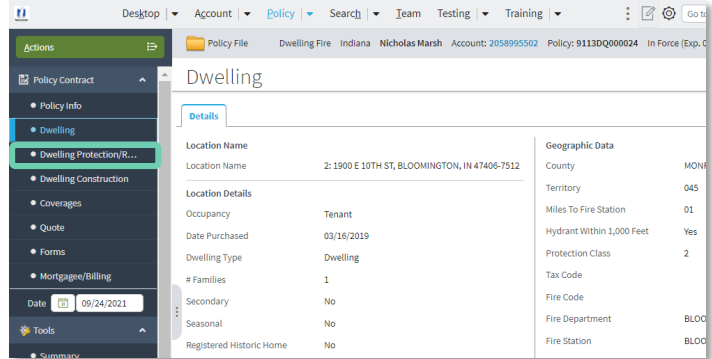
Step 3

Action

The *Dwelling* screen displays detailed information about the policy's location and geographical data.

- Click the **Dwelling Protection/Risk Details** link.

Screen



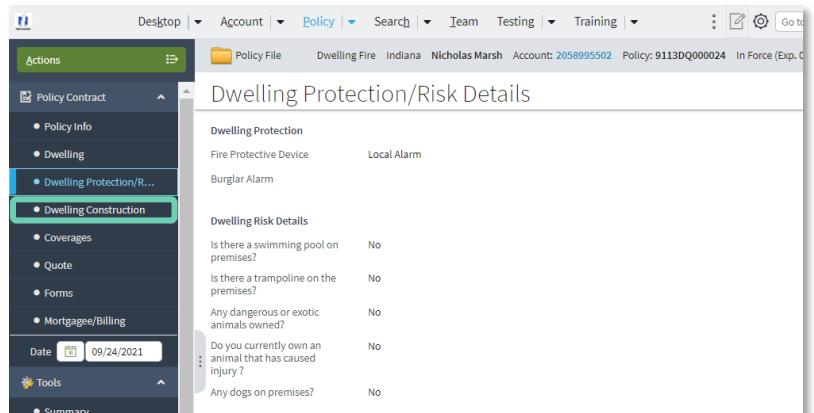
Step 4

Action

The *Dwelling Protection/Risk Details* screen lists the Dwelling Protection information and potential risk exposures, which may be present at the Dwelling, such as pools, farms or exotic pets.

- Click the **Dwelling Construction** link.

Screen



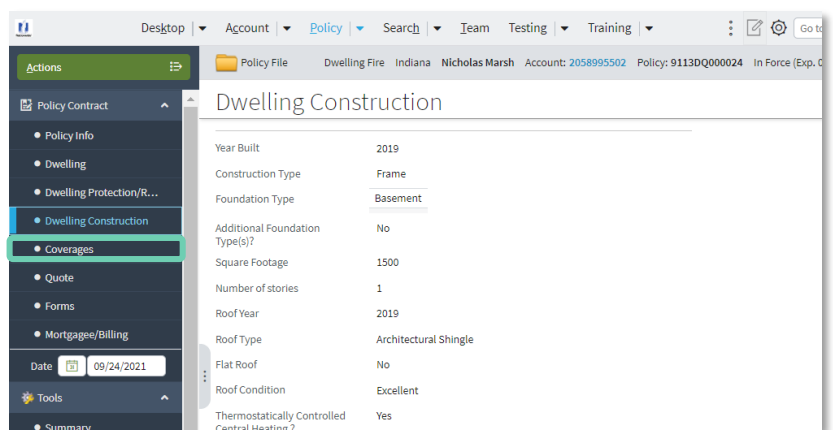
Step 5

Action

The *Dwelling Construction* screen includes construction materials, roof type and renovation details.

- Click the **Coverages** link.

Screen



Job Aid Process (Cont.) :

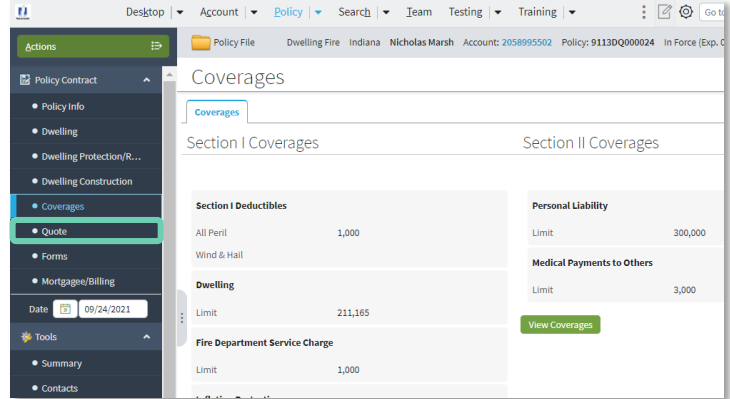
Step 6

Action

The *Coverages* screen displays the Section I Coverages and Section II Coverages.

- Click the **Quote** link.

Screen



Step 7

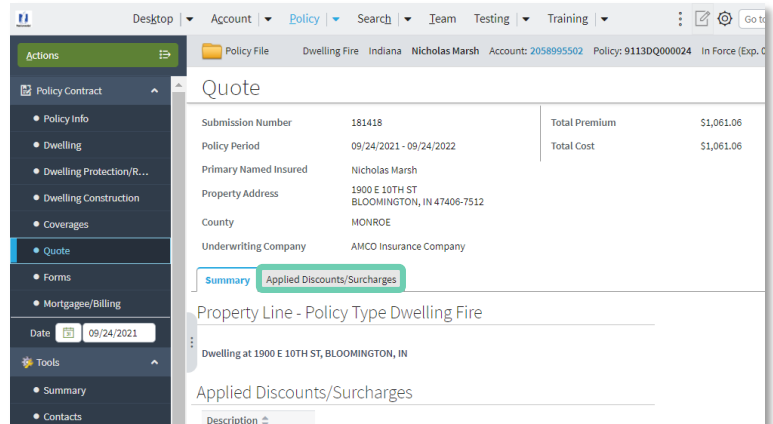
Action

The *Quote* screen provides pertinent coverage and policy information on one screen.

The **Summary** tab lists the breakdown of the policy premium.

- Click the **Applied Discounts/Surcharges** tab.

Screen



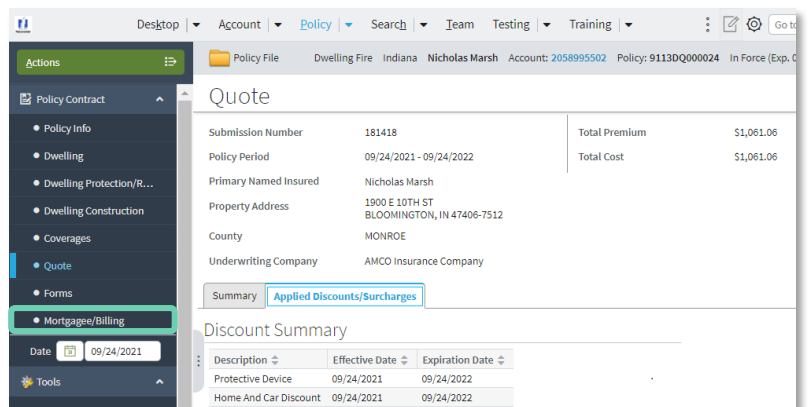
Step 8

Action

The **Applied Discounts/Surcharges** tab displays all discounts applied to the policy.

- Click the **Mortgagee/Billing** link.

Screen



Job Aid Process (Cont.) :

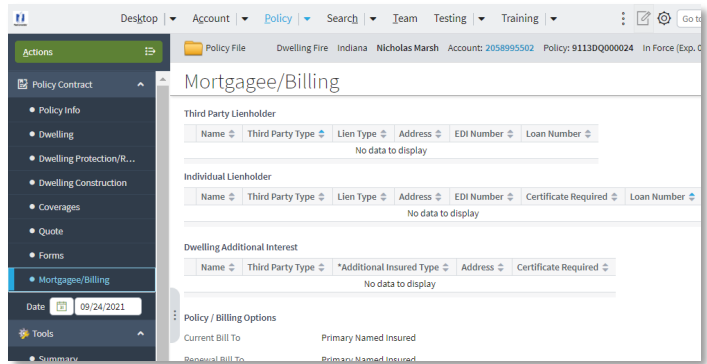
Step 9

Action

The *Mortgagee/Billing* screen lists detailed information about Third Party and/or Individual lienholder(s) or Additional Interests on the policy.

You have viewed a Dwelling Fire Policy.

Screen



By accepting a copy of these materials:

- (1) I agree that I am either: (a) an employee or Contractor working for Nationwide Mutual Insurance Company or one of its affiliates or subsidiaries ("Nationwide"); or (b) an Independent Sales Agent who has a contract and valid appointment with Nationwide; or (c) an employee of or an independent contractor retained by an Independent Sales Agent; or (d) an Independent Adjuster who has a contract with Nationwide; or (e) an employee of or an independent contractor retained by an Independent Adjuster.
- (2) I agree that the information contained in this training presentation is confidential and proprietary to Nationwide and may not be disclosed or provided to third parties without Nationwide's prior written consent.
- (3) I acknowledge that: (i) certain information contained in this training presentation may be applicable to licensed individuals only and access to this information should not be construed as permission to perform any functions that would require a license; and (ii) I am responsible for acting in accordance with all applicable laws and regulations.
- (4) I agree that I will return or destroy any material provided to me during this training, including any copies of such training material, when or if any of the following circumstances apply: (a) my Independent Sales Agent agreement with Nationwide is cancelled or I no longer hold any appointments with Nationwide; (b) my employment with or contract with a Nationwide Independent Sales Agent is terminated; (c) my Independent Adjuster contract with Nationwide is terminated; (d) my employment with or contract with a Nationwide Independent Adjuster is terminated; or (e) my employment or contract with Nationwide is terminated for any reason.