

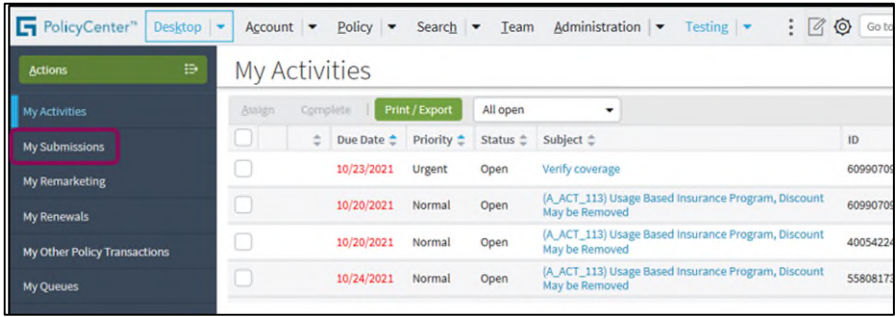
How to View All Activities from PolicyCenter Desktop



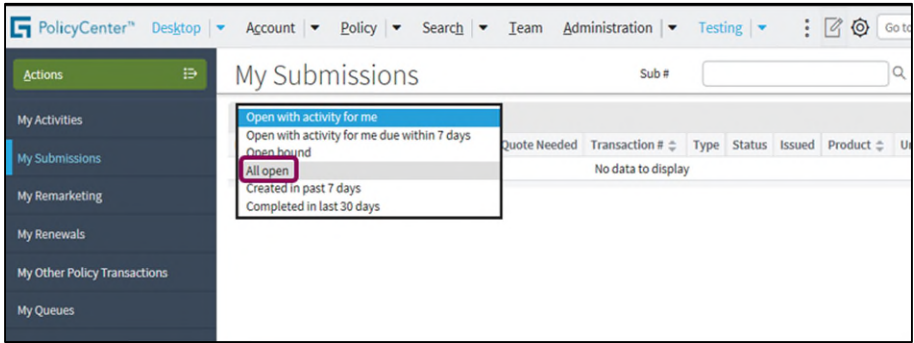
Description

This job aid reviews how to manage the settings on the Desktop screen, so you can view all open activities, submissions, renewals, etc. You only need to change these settings one time, as PolicyCenter retains the most-recent setting selections.

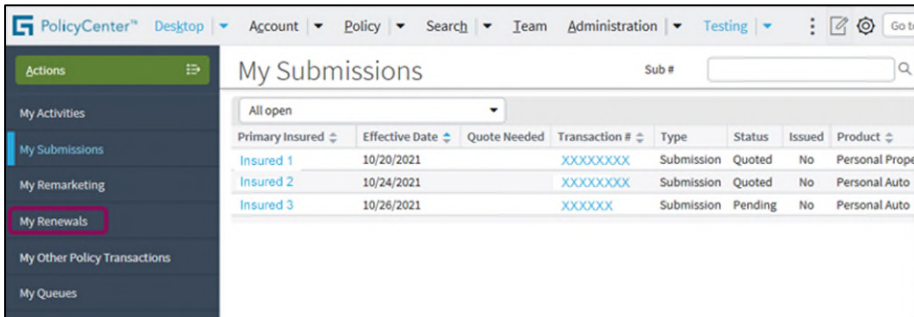
Step 1

Action	Screen
All open activities display on the “My Activities” screen by default. <ul style="list-style-type: none">Select “My Submissions”.	

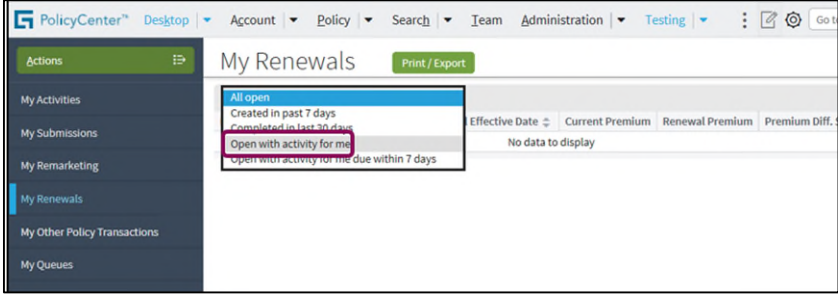
Step 2

Action	Screen
All open submissions with an activity for the user display on the “My Submissions” screen. <ul style="list-style-type: none">Select “All Open” from the drop-down list.	

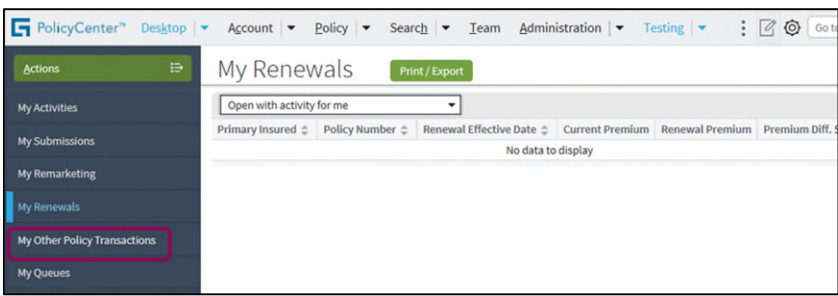
Step 3

Action	Screen
“All open” submissions, if any, display on the “My Submissions” screen. <ul style="list-style-type: none">Select “My Renewals”.	

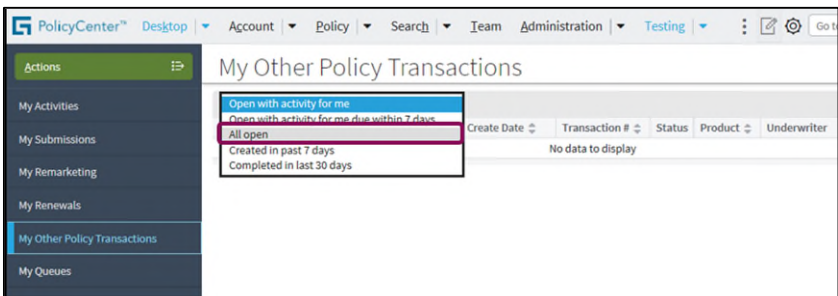
Step 4

Action	Screen
<p>All open renewals, if any, display on the “My Renewals” screen.</p> <ul style="list-style-type: none"> Select “Open with activity for me” from the drop-down list. 	

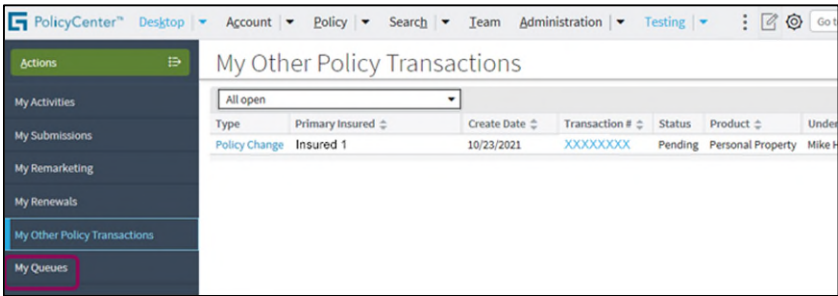
Step 5

Action	Screen
<p>All renewals with an activity for the user display on the “My Renewals” screen.</p> <ul style="list-style-type: none"> Select “My Other Policy Transactions”. 	

Step 6

Action	Screen
<p>All “Open with activity for me” activities, if any, display on the “My Other Policy Transactions” screen.</p> <ul style="list-style-type: none"> Select “All open” from the drop-down list. 	

Step 7

Action	Screen
<p>“All Open” other policy transactions, if any, display on the “My Other Policy Transactions” screen.</p> <ul style="list-style-type: none"> Select the “My Queues” link. 	



Step 8

Action	Screen
“All Queues” activities, if any, display on the “My Queues” screen.	

By accepting a copy of these materials:

(1) I agree that I am either:(a) an employee or Contractor working for Nationwide Mutual Insurance Company or one of its affiliates or subsidiaries (“Nationwide”);(b) an Independent Sales Agent who has a contract and valid appointment with Nationwide; or (c) an employee of or an independent contractor retained by an Independent Sales Agent; or (d) an Independent Adjuster who has a contract with Nationwide; or (e) an employee of or an independent contractor retained by an Independent Adjuster.

(2) I agree that the information contained in this training presentation is confidential and proprietary to Nationwide and may not be disclosed or provided to third parties without Nationwide’s prior written consent.

(3) I acknowledge that: (i) certain information contained in this training presentation may be applicable to licensed individuals only and access to this information should not be construed as permission to perform any functions that would require a license; and (ii) I am responsible for acting in accordance with all applicable laws and regulations.

(4) I agree that I will return or destroy any material provided to me during this training, including any copies of such training material, when or if any of the following circumstances apply: (a) my Independent Sales Agent agreement with Nationwide is cancelled or I no longer hold any appointments with Nationwide; (b) my employment with or contract with a Nationwide Independent Sales Agent is terminated; (c) my Independent Adjuster contract with Nationwide is terminated; (d) my employment with or contract with a Nationwide Independent Adjuster is terminated; or (e) my employment or contract with Nationwide is terminated for any reason.